



Global Partnership 2026

# OUR PRODUCTS • PROJECTS • TECHNOLOGIES •



**FLUID EXPONENTS INC.**  
ENVIRONMENTAL TECHNOLOGY SOLUTIONS  
(SUBSIDIARY FLUIDYNE CORP. CANADA)



# MAGNETIC POWER GENERATOR

ECO-FRIENDLY – Magnetic Energy Generators MAG-GEN

No Fuel Required. CLEAN - GREEN

## Alternative Electrical Power Generation

STARTING POWER FROM:



SOLAR PANELS



WIND TURBINES



STORAGE BATTERIES

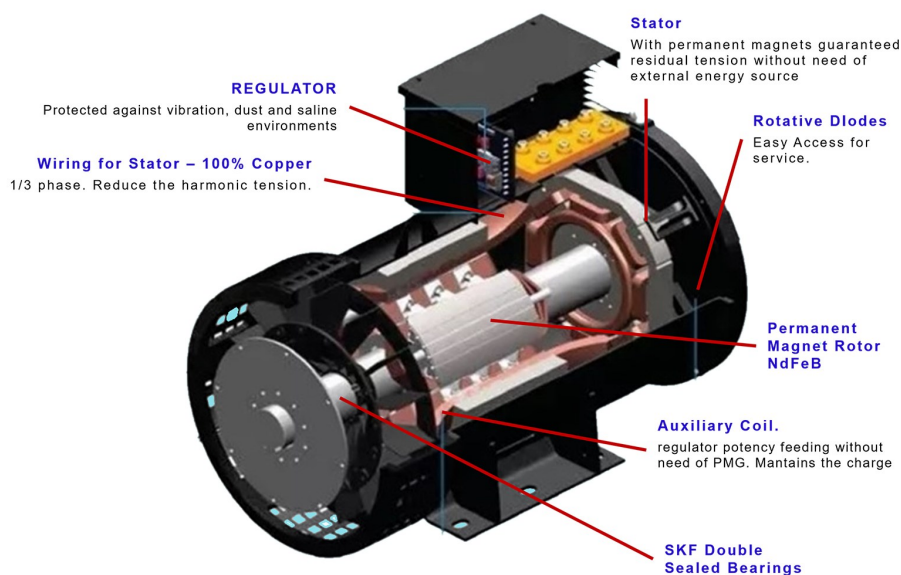


FOR: RESIDENTIAL, COMMERCIAL  
AND INDUSTRIAL APPLICATION

SAVINGS TO 70% ON-GRID INSTALLATION

CAN BE FULLY INDEPENDENT ON OFF-GRID INSTALLATION

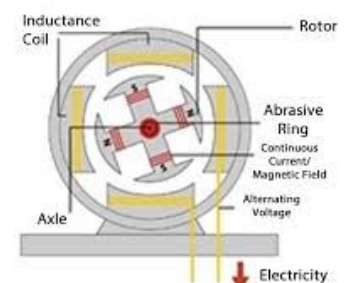
>95% EFFICIENCY, 24/7 OPERATIONS, 20 YRS OPERATING LIFE




### TECHNICAL INFO

**Power:** Up to 4,200 Kva.  
**Low Tension:** 110 to 690 Volts.  
**High Tension:** 2,300 to 13,800 v.  
**Frequency:** 50 and 60 Hz.  
**Number of poles:** 4,6,8,10,16  
**Housing** 160 la 630 (IEC)  
**Protection Grade:** IP21.  
**Class:** IP54

How a Magnetic Generator Works:

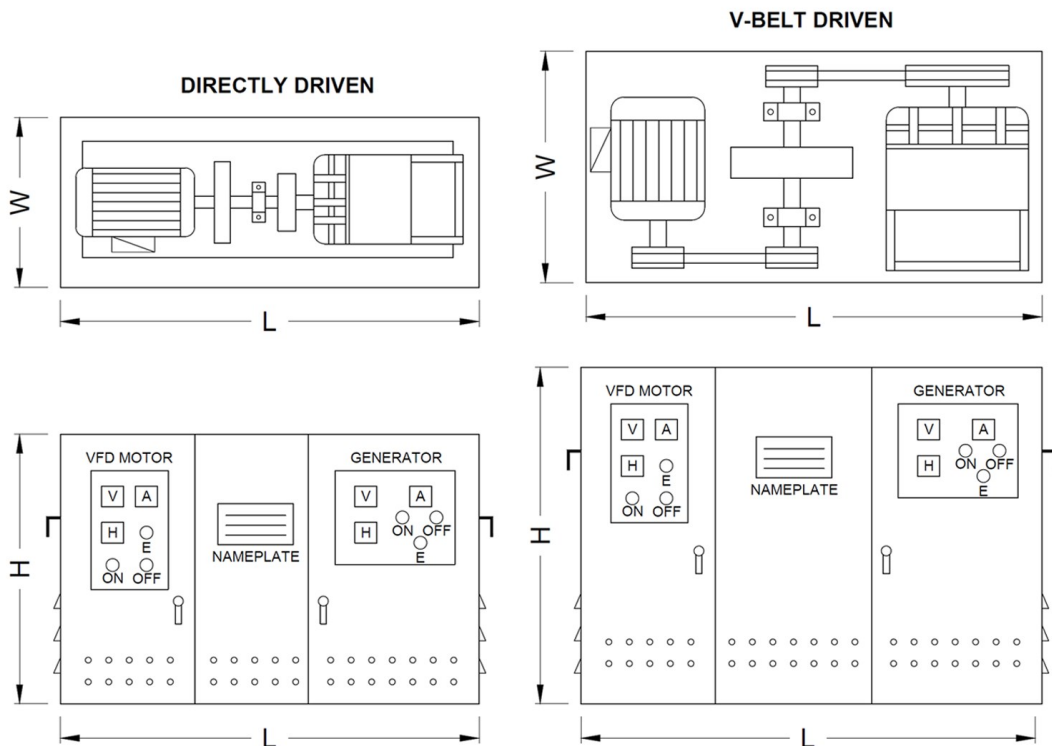




## MAGNETIC POWER GENERATOR





Volt/Phase/Hertz	Kw/Hp equiv.	Start HP	Run Hp	Speed rpm	L * in	W * in	H * in	weight kgs	Output Current Amps	Net Current Delivered Amps	% savings
<b>60-90 Days Delivery Shipping INCLUDED</b>											
<b>110-220V/1PH/60Hz</b>											
10KW <b>*\$50,000</b>	7 10	2	1	1800	40	18	24	80	75	65	82
20KW <b>*\$60,000</b>	15 20	3	2	1800	44	20	26	130	160	130	77
30KW <b>*\$70,000</b>	22 30	5	3	1800	48	24	30	190	235	182	73
<b>*10kW/20kW/30kW *Including Trailer</b>											
<b>220V/3PH/60Hz</b>											
30KW <b>\$60,000</b>	22 30	5	3	1800	48	24	30	190	68	56	78
40KW <b>\$80,000</b>	29 40	7.5	4	1800	54	28	36	250	89	71	75
50KW <b>\$100,000</b>	36 48	10	5	1800	60	32	40	300	111	88	75
<b>440-575V/3PH/60Hz</b>											
75KW <b>\$150,000</b>	50 67	15	7.5	1200	66	32	44	380	96 87	81 72	80
100KW <b>\$200,000</b>	72 97	20	10	1200	72	36	48	430	111 98	91 78	75
200KW <b>\$400,000</b>	144 193	25	15	1200	78	40	54	500	222 170	184 141	78
300KW <b>\$600,000</b>	216 289	30	20	1200	78	40	56	550	333 255	272 208	77
400KW <b>\$800,000</b>	288 386	40	25	1200	78	42	56	620	444 340	367 281	78
500KW <b>\$1,000,000</b>	360 450	50	30	1200	84	48	58	700	555 425	447 348	76
600KW <b>\$1,200,000</b>	432 547	60	40	1200	84	48	58	790	666 510	528 416	75
<b>Remote Monitoring</b>											
* approximate      *savings calculated over a 5-year term running PMG 24/7, taking into account of initial unit cost.											



DIMENSIONAL DRAWINGS (SPACE REQUIRED)

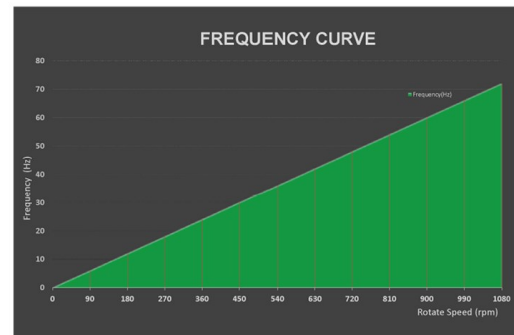
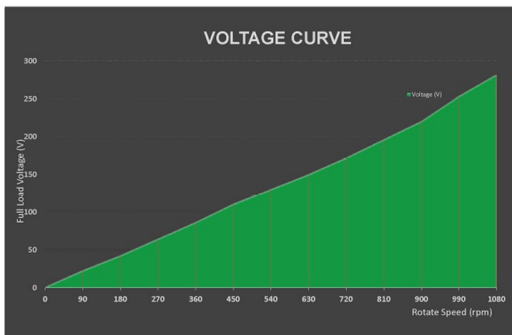
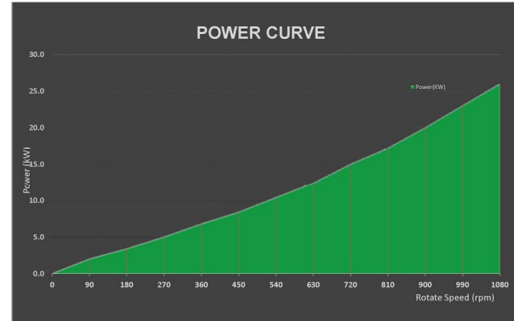





## PERFORMANCE TEST




NO.	Model	Speed(rpm)	Power(KW)	Voltage (V)	Frequency(Hz)
1	200 kW	0	0.0	0	0
2		90	2.0	22	6
3		180	3.4	42	12
4		270	5.0	64	18
5		360	6.8	86	24
6		450	8.4	110	30
7		540	10.4	130	36
8		630	12.4	150	42
9		720	15.0	172	48
10		810	17.2	196	54
11	Rated	900	20.0	220	60
12		990	23.0	253	66
13		1080	26.0	282	72







## How the multiplying alternators work?



Determining the algorithm of working we reduce the magnetic traction of the motor, in this case the magnetic alternator have a reduced effect supplying the energy.

Increasing the efficiency with reduced cost is capable of producing more energy than its operation cost.

Technological advance in accordance with the Laws of Physics.



Atmospheric Water Generator (AWG) +  
Magnetic Power Generator (PMG) =  
**Endless Supply of WATER AND POWER!!**



FEATURES	
Rated Power	10kW to 500kW
Speed	900 to 1800 rpm
Rated Voltage	110V, 220V, 440V, 575V (50 or 60 Hz)
Starting Torque @ 1-2 secs	30% of Output Torque
Running Torque @ Continuous Speed	15% of Output Torque
Output Current	70% of Rated Power Average
Number of Poles	6, 8, 10, 12, & 16
Generator Type	AC Synchronous
Magnet Type	NdFeB
Winding Method	Y
Magnet Temperature Level	Max @ 120° C
Winding Temperature Level	Max @ 180° C
Efficiency	>95%
Insulation Grade	4
Insulation Resistance	100 Mohm Min (500 Vdc)
Protection Grade	IP21
Classification Degree	IP54
Generator Shell Material	Cast Iron
Winding Material	100% Copper
Shaft Material	Stainless Steel
Iron Core	Cold Rolled Silicon Steel Sheet
Bearings	Sealed, Double, SKF
Cooling Method	Fan Cooled
Installation	Horizontal Direct or V-Belt Driven
Enclosure	Powder-coated Steel 1/8" min. thickness with Steel Baseplate, with internal acoustic panels
VFD Rated Starting Motors	
Noise Level	25-30 Decibels

## BENEFITS

- Smooth starting, less vibrations
- No electro-magnetic interference
- Direct-coupled or V-Belt Driven
- Variable Speed Driven System
- No Gear Box, permanent magnet, less parts
- High Efficiency @ >95%
- Power Factor close to 1.0
- Insert permanent magnet, clockwise or counter-clockwise in rotation
- Generates high voltage, high current at lower speeds
- Absorbs and correct surges
- Long-life performance > 20 years at 24/7 operation
- Customized speed, voltage, power, and frequency
- Distributors are well-trained, carry spare parts and units for immediate replacements
- Can be combined with solar, wind turbines, storage batteries, flywheel, and fuel cells for additional power
- On-grid and off-grid installation
- Operates at temperatures -10°C to 50°C Covered by 20 year warranty
- Applicable to Residential, Commercial, Construction, High Rise Building, Industrial, Hotels, Hospitals, Condos, Apartments, Clinics, Malls, Stores, Delis, Cottages, Farms, and other remote areas.

<https://planetspower.co.uk>  
<https://planetwater.co.uk>  
<https://royalpurepower.co.uk>  
<https://royalpurewater.co.uk>

Royal Pure Group (HK) Ltd.  
<https://mat-dan.com>  
<https://royalpuregroup.com>